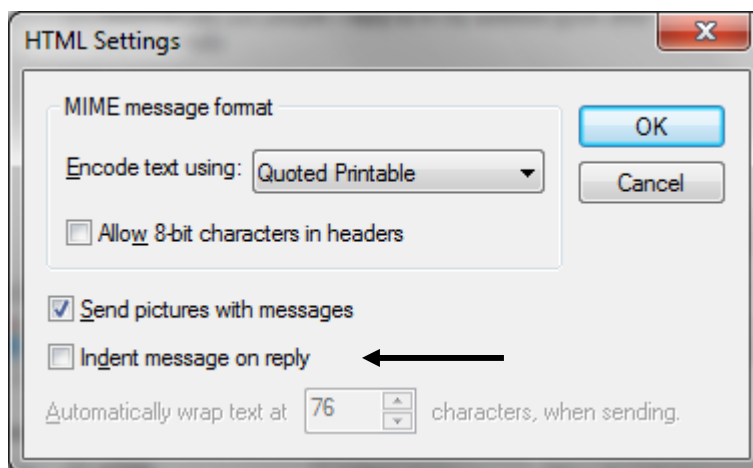
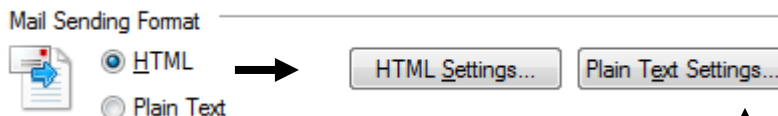
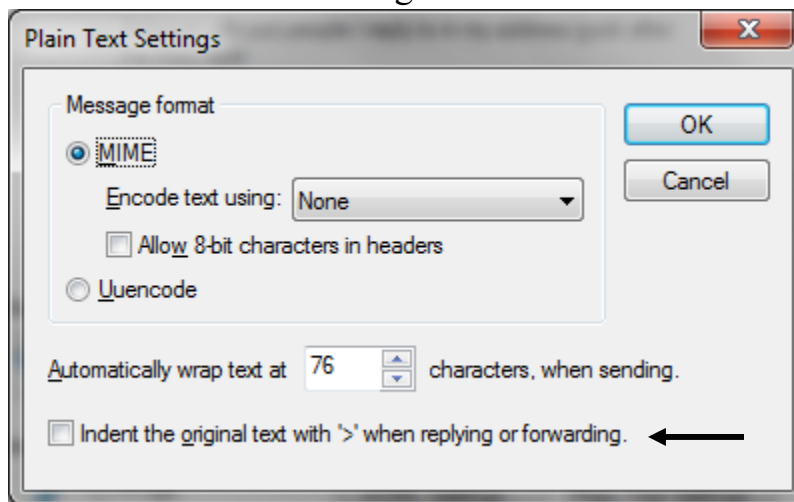


## Avoiding Unwanted Forwarding Characters

1. You can prevent Outlook Express, Windows Mail, or early versions of Windows Live Mail from adding carats to messages you Forward or Reply to, or change the character from the > to a | or something else. In all three mail programs, go to Tools/Options/Send tab. Windows Mail and Windows Live Mail may require hitting the ALT key to display the Menu bar. Windows Live Mail 2012 no longer adds those characters.
2. Toward the bottom, find the Mail Format section (not the New Format).
3. Click on the HTML Settings button.
4. Remove the check from “Indent message on reply”. Click OK.



5. Click on the Plain Text Settings button.



6. Remove the check from “Indent original message with >”. Click OK.

## **Avoiding Unwanted Forwarding Characters**

7. Now remember to click “Apply”, and then OK.

On Outlook Express only, if you want to keep the characters, but change the > to a bar |, perform 5 above, but instead of removing the check as in Step 6, change the > to a |, or a :.

Unfortunately, AOL has no equivalent change I am aware of.